

**SANY**



**QUALITY  
CHANGES THE WORLD**

**Vertical Reach: 56.0m**

## **SYM5445THB 560C-8B TRUCK-MOUNTED CONCRETE PUMP**

### **Energy-saving**

With cycle times of up to 29 per minute (at 12MPa), pumpefficiency is increased up to 25% while fuel consumption is decreased by up to 10%.

### **Highly Wear Resistant Parts**

The highly wear resistant parts improve efficiency and reduce down time.

### **Safety**

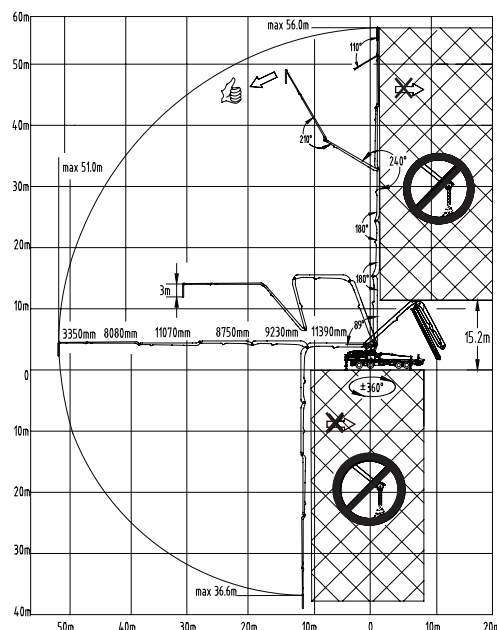
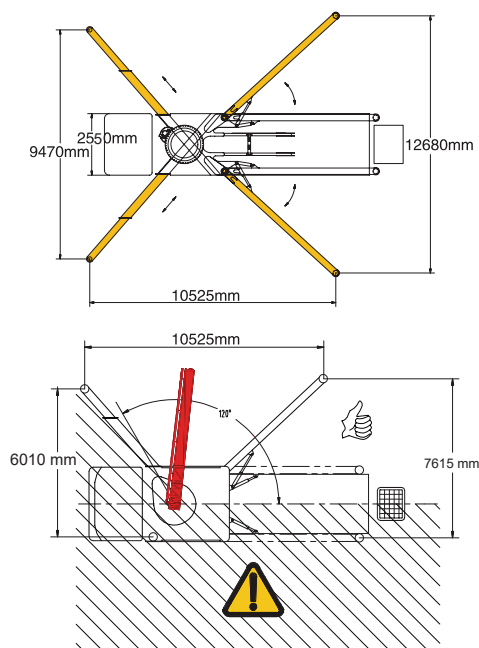
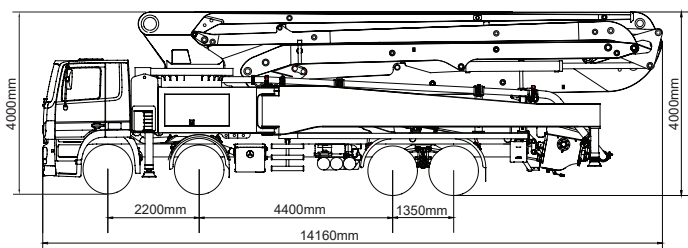
Our C8 series truck mounted concrete pump exemplifies Sany's precise, rigorous manufacturing philosophy and uncompromising focus on safety.

### **Self-diagnosis Technology**

Continually monitors more than 200 aspects of the system during operation. Faults are displayed on the monitor. Review of the detected faults can reduce troubleshooting time by 70%.

# TECHNICAL SPECIFICATIONS

Model		SYM5445THB 560C-8B	
Overall Specification	Length(mm)	14160	
	Width(mm)	2550	
	Height(mm)	4000	
	Dead Weight(kg)	44000	
Boom & Outrigger Specification	Vertical Reach(m)	56	
	Horizontal Reach(m)	51	
	Reach Depth(m)	36.6	
	Min. Unfolded Reach(m)	15.2	
	1st Section	Length(mm)	11390
		Articulation(°)	89
	2nd Section	Length(mm)	9230
		Articulation(°)	180
	3rd Section	Length(mm)	8750
		Articulation(°)	180
	4th Section	Length(mm)	11070
		Articulation(°)	240
	5th Section	Length(mm)	8080
		Articulation(°)	210
	6th Section	Length(mm)	3350
Articulation(°)		110	
Rotation(°)		±360	
Front Outrigger Spread L-R(mm)		9470	
Rear Outrigger Spread L-R(mm)		12680	
Pumping System Specification	Output (m³/h)	Low-Pressure	180
		High-Pressure	125
	Pressure (MPa)	Low-Pressure	8.3
		High-Pressure	12
	Max. strokes per minute (times/min)	Low-Pressure	29
		High-Pressure	19
	Delivery Cylinder Diameter(mm)		260
	Stroke Length(mm)		2100
	Hydraulic System		Open
	Hydraulic System Oil Pressure(MPa)		32
	Oil Tank Capacity(L)		680
	Water Tank Capacity(L)		620
	Pipe Diameter(mm)		125
End Hose Length(m)		3	
End Hose Diameter(mm)		125	
Chassis Specification	Chassis Brand		SANY
	Chassis Model		SYM5440THB1E
	Engine Type		P11C-WE
	Engine Maximum Net Power(kW/rpm)		304/1900
	Emission Standard		China stage V
	Fuel Tank Capacity(L)		600
	Displacement(L)		10.52
	Max. Speed(km/h)		90



## SANY HEAVY INDUSTRY CO., LTD.

SANY Industry Town, Changsha Economic and Technological Development Zone,  
Hunan Province, China  
Service Line: +86 4006 098 318 E-mail: crd@sany.com.cn

**SANY**<sup>®</sup>  
QUALITY CHANGES THE WORLD.